



Ross Valley Paramedic Authority

MEMBER AGENCIES

Town of Corte Madera
Town of Fairfax
Kentfield Fire Dist.
City of Larkspur
County of Marin
Town of Ross
Town of San Anselmo
Sleepy Hollow Fire Dist.

BOARD OF DIRECTORS MEETING

Thursday, December 7, 2017 @ 6:30 p.m. Kentfield Fire District
1004 Sir Francis Drake Blvd. Kentfield, CA 94904

1. Call to Order- Board Chair
2. Roll Call- Executive Officer
3. Pledge of Allegiance – Board Chair
4. Open Time for Public Input. Members of the Public have an opportunity to comment on items not on tonight's agenda. Each member of the public has two minutes in which to speak. Board members and staff are not able to engage in dialogue, answer questions or act on any of the items brought forward. At the Board's discretion, matters brought forth may be placed on a future agenda.
5. Review and approve Meeting Minutes: Staff recommends that the Board approve the meeting minutes from the September 7, 2017 meeting.
6. NEW BUSINESS
 - a. Ground Emergency Medical Transport (GEMT) Submission. Accept report from Executive Officer on 2016-17 GEMT submission.
 - b. 2016-2017 Year end actuals and budget update. *Accept report from Executive Officer on year end actuals and eta for audited financials.*
 - c. Renewal of RVPA assessment 2019-2023. *Discussion and provide direction to Executive Officer for planning surrounding renewal of RVPA tax and long term budget planning.*
 - d. Replacement of M18 ambulance. *Discussion and direction to executive officer on ambulance replacement timeline and funding options.*
 - e. 2018 Board Positions. *Accept recommendation for rotation of Chair and Vice Chair of your Board for 2018.*
7. OLD BUSINESS
 - a. Update from Executive Officer on contract renewals and legal work.
8. CQI Reports (Quarterly). Staff recommends that the Board receive any oral/written updates from the CQI managers. *Recommendation: Direct staff as needed.*
 - a. Marin County: Heather Price Fair
 - b. Town of Corte Madera: Liz Froneberger
9. Review RVPA Expense Sheet (attached).

This agenda was posted in accordance with #54954.2 and #54954.3 of the Government Code. AMERICAN SIGN LANGUAGE INTERPRETERS AND ASSISTIVE LISTENING DEVICES MAY BE REQUESTED BY CALLING (415)473-4100 AT LEAST 72 HOURS IN ADVANCE. COPIES OF DOCUMENTS ARE AVAILABLE IN ACCESSIBLE FORMATS UPON REQUEST.

Availability of Documents: Any writings or documents provided to a majority of the RVPA regarding any item on this agenda will be made available for public inspection at the Customer Service Counter at Marin County Fire Department Woodacre Station 33 Castlerock Ave, Woodacre 94973, during normal business hours.

10. Transport Billing Data Review (attached).
11. Announcements/Future Agenda Items.
12. Adjournment.

Submitted, /s/ Jason Weber, Executive Officer

This agenda was posted in accordance with #54954.2 and #54954.3 of the Government Code. AMERICAN SIGN LANGUAGE INTERPRETERS AND ASSISTIVE LISTENING DEVICES MAY BE REQUESTED BY CALLING (415)473-4100 AT LEAST 72 HOURS IN ADVANCE. COPIES OF DOCUMENTS ARE AVAILABLE IN ACCESSIBLE FORMATS UPON REQUEST.

Availability of Documents: Any writings or documents provided to a majority of the RVPA regarding any item on this agenda will be made available for public inspection at the Customer Service Counter at Marin County Fire Department Woodacre Station 33 Castlerock Ave, Woodacre 94973, during normal business hours.

THE BOARD OF DIRECTORS OF
THE ROSS VALLEY PARAMEDIC AUTHORITY
Held a meeting:
6:30 p.m. Thursday, September 7, 2017
Kentfield Fire District
1004 Sir Francis Drake Blvd., Kentfield, CA. 94904

1. Call to Order- Chair Hart called the meeting to order at 6:30 p.m.
2. Roll Call
Board Member Attendance: Chair Hart, Corbet, Finn, Hillmer, Przybylski,
Ravasio Absent: Meagor, Reed
Staff: Shurtz, Mahoney, McTigue, Weber

3. Pledge of Allegiance

4. Open Time for Public Input

Chair Hart offered Ross Valley Battalion Chief Dan Mahoney the Board's condolences on the passing of his brother, Ross Valley Firefighter Chris Mahoney.

5. Review and/or approve Meeting Minutes: From August 3, 2017

M/s, Hillmer/Przybylski, to approve the minutes of August 3, 2017 as corrected.
Ayes: All Absent: Meagor, Reed

6. NEW BUSINESS

- a. Purchase of one additional cardiac monitor to fully outfit all ambulances and paramedic engine companies

Executive Officer Weber presented a staff report. This purchase will outfit all of the units with a newer monitor. Financing the purchase will not be necessary.

Boardmember Finn stated he supported the request and the attempt to negotiate a lower price. He noted all fire chiefs are in agreement that this is the best use of resources.

Chair Hart asked what was in the budget for these devices. Executive Officer Weber stated they set aside \$71,000 annually (for two years) for a lease/purchase. The on-going costs for maintenance are about \$10,000 per year after year one. Chair Hart asked about the useful life of the monitors. Executive Officer Weber stated it was eight to ten years. The Board could start setting aside money for replacement of the units in the Equipment Reserves.

M/s, Przybylski/Finn, to approve the purchase of one additional cardiac monitor from Physio Control to fully outfit all ambulances at a cost not to exceed \$28,978.46 and to increase the five-year service contract in an amount not to exceed 5,875.20.

Ayes: All Absent: Meagor, Reed

- b. Purchase and install a gurney lift system in Medic 18, adding safety for patients and operators

Executive Officer Weber presented a staff report. He stated there is a seven-year warranty on the equipment. The existing gurney would be retrofitted.

Boardmember Przybylski asked if they were using the narrow gurneys. Executive Officer Weber stated "yes".

Chair Hart asked about the useful life of the system. Battalion Chief McTigue stated it was about six to ten years. Chair Hart asked if they would need to start setting aside money for a re-purchase. Executive Officer Weber stated "yes- that would be his recommendation".

M/s, Finn/Hillmer, to approve the purchase of a Stryker PowerLOAD gurney lift in the amount of \$30,582.57 with approximately \$4,000 in installation costs.

Ayes: All Absent: Meagor, Reed

- c. Background of EMTRAC Controlled intersections on Sir Francis Drake and installation of lighting control device in M18 and possibly at the intersection of SFDB and Miracle Mile aka "The Hub"

Executive Officer Weber presented a staff report.

Chief Shurtz stated there is no preemption system at this intersection and they need to pursue getting the infrastructure installed. They will be working with CalTrans, the Town of San Anselmo, and County DPW.

Boardmember Przybylski stated there is no room for a vehicle to move over when an emergency vehicle comes by.

Boardmember Finn asked how long it would take to get the other agencies on board. Chief Shurtz stated it should not be a lengthy process.

Chair Hart asked about other intersections that were controlled by this system. Chief Shurtz stated Sir Francis Drake at La Cuesta, Sir Francis Drake at Eliseo- almost all of the intersections in Greenbrae. Chair Hart asked who paid for these systems. Chief Shurtz stated the cities. Chair Hart asked why the RVPA would pay for the installation at this very congested intersection. Executive Officer Weber stated they will negotiate with the Town of San Anselmo.

M/s, Ravasio/Finn, to authorize the purchase of one EMTRAC GPS unit for M18 at a cost not to exceed \$4,000 and to explore options available in costs of lighting control system for the “Hub” intersection at Sir Francis Drake Boulevard.

Ayes: All Absent: Meagor, Reed

7. OLD BUSINESS

- a. Update from Executive Officer on new ambulance billing provider

Executive Officer Weber presented a staff report. Staff anticipates a 3-month dip in Medicare/Medical revenue due to the switch in the provider.

There were no questions or comments from the Board.

- b. Update from Executive Officer on contract renewals and legal work

Executive Officer Weber presented a staff report. He received one of the contracts back for review and will schedule a Finance Committee meeting when he receives all the contracts. Chair Hart asked when this meeting would happen. Executive Officer Weber stated probably in the next 60 days.

8. CQI Reports

- a. Marin County

Battalion Chief McTigue gave a report that included the following statistics: 1) Levels of Service; 2) Response by City; 3) Transport Disposition; 4) Non-Transports; 5) Transports by Destination; 6) Stroke Alerts; 7) Cardiac Arrests; 8) STEMI Summary. Staff has been working with Kentfield Rehabilitation on improving cardiac arrest deficiencies and on gaining a seamless transition. He stated the entire County needs to work on fall prevention.

Boardmember Finn asked if the construction at Marin General Hospital and on the Bon Air Bridge was impacting the utilization of the hospital. Battalion Chief McTigue stated they have been able to work around it.

Chair Hart asked if the number of falls at Kentfield Rehabilitation and The Windchimes rises to the level of regulatory attention. Battalion Chief McTigue stated this has been discussed by a physicians group and they are trying to come up with a solution. Executive Officer Weber stated they have had meetings with the administration of both facilities. Boardmember Przybylski had questions about how the falls were occurring.

Chair Hart asked if the 313 calls that were transported “no lights/sirens” were BLS. Battalion Chief McTigue stated 99 of them were BLS calls. Chair Hart stated RVPA took over all BLS transports and he wanted to make sure they were not keeping units away from an ALS call. Executive Officer Weber stated staff would prepare a utilization graph and some “heat maps”. Chief Shurtz stated all units are being used efficiently.

Boardmember Finn asked if the calls to the Winchime were BLS and if they represented a significant portion. Battalion Chief McTigue stated "yes".

Boardmember Przybylski

b. Town of Corte Madera

Chief Shurtz gave a report that included the following statistics: 1) Levels of Service; 2) Response by City; 3) Transport Disposition; 4) Non-Transports; 5) Transports by Destination; 6) Stroke Alerts; 7) Cardiac Arrests; 8) STEMI Summary. He stated the quarter was routine in terms of the statistics. He noted Ms. Froneberger has been working on exposure procedures and getting agreement from all three hospitals on field expectations and regulatory requirements imposed on EMS and Fire Departments. Boardmember Przybylski had a question about exposures- it is a real challenge in hospitals with the electronic medical record. Battalion Chief McTigue stated when an exposure is identified in the hospital they have to go through the notification procedure identifying key people.

Chair Hart referred to the Response by City statistic and noted Larkspur came in a close second to Corte Madera. He asked if the dispatch to Larkspur was done because it is deemed a faster response time than Medic 14. Executive Officer Weber stated it was based on the pre-determined response zone set by the Board. Chief Shurtz stated it was working the way it should.

9. Review RVPA Expense Sheet

Executive Officer Weber presented a staff report. There was nothing out of the ordinary with the exception of some expenses for the remounted unit. It was painted, restriped, had some body work done- it looks new again.

There were no questions or comments from the Board.

10. Transport Billing Data Review

Executive Officer Weber presented a staff report. There was nothing out of the ordinary. It is probably the last report from Wittman.

11. Announcements/Future Agenda Items/Adjournment

Boardmember Finn reported Sleepy Hollow conducted an Evacuation Drill on August 7th. The District is comprised of approximately 200 residences and they had 79 residences participating. It was very successful and the reaction from the community was very positive. The plan is to do 25% of the district each year for the next four years.

Boardmember Hillmer reported the Bon Air Bridge Replacement Project was recently put out for a re-bid by the City of Larkspur.

Chair Hart talked about the great care he received at Marin General Hospital during his surgery last year. Executive Officer Weber stated he would schedule another field trip/tour to the cath lab.

12. Adjournment- Chair Hart adjourned the meeting at 7:31 p.m. The next Board meeting would be Thursday, October 5, 2017.

Respectfully submitted,

Toni DeFrancis
Recording Secretary

RVPA Staff Report

TO: RVPA Board

FROM: Jason Weber, Executive Officer

SUBJECT: Participation in Ground Emergency Medical Transport Program (GEMT)

MEETING DATE: December 7, 2017

BACKGROUND

California Welfare and Institution Code Section 14105.94 authorizes the establishment of the GEMT Services supplemental reimbursement program. This program provides additional funding to public agencies that provide ground ambulance transportation services to Medi-Cal beneficiaries. The program authorizes the reimbursement of the federal share of uncompensated costs incurred by the public agency for Medi-Cal fee for service ambulance transports.

DISCUSSION

GEMT service providers (RVPA) must also complete an annual cost report form that identifies the actual costs for providing ground ambulance transport services. Prior fiscal year costs reports and claims must be completed by July 1st of each year to remain eligible for reimbursement of future costs in the GEMT program.

The Executive Officer has submitted the cost report to the Department of Health Care Services and will keep the Board updated on the amount of the reimbursement.

STAFF RECOMMENDATION

Accept the report, no action required.

RVPA Staff Report

TO: RVPA Board
FROM: Jason Weber, Executive Officer
SUBJECT: Budget Update FY 16-17
MEETING DATE: December 7, 2017

BACKGROUND

At your Boards direction we have taken several measures to reduce costs, plan for capital purchases and ensure RVPA is fiscally sound. This update is to provide your Board with a snap shot of FY 16-17 year end estimates. We anticipate bringing the audited financials to your Board at the January 2018 meeting.

DISCUSSION

Fiscal Year 16-17 ended in a positive position with approximately \$176,000 balance after expenses. A budget summary is attached for your review.

STAFF RECOMMENDATION

Accept the report, no action required.



City of Larkspur, CA

Budget Report

Account Summary

For Fiscal: 2016-2017 Period Ending: 06/30/2017

		Original Total Budget	Current Total Budget	Period Activity	Fiscal Activity	Variance Favorable (Unfavorable)	Percent Remaining
Fund: 705 - ROSS VALLEY PARAMEDIC							
Revenue							
705-1204-101004	INVESTMENT EARNINGS	2,200.00	2,200.00	3,233.71	6,210.48	4,010.48	282.29 %
705-1205-200002	KENTFIELD FIRE DIST	180,000.00	180,000.00	8,909.42	178,188.50	-1,811.50	1.01 %
705-1205-200003	CITY OF LARKSPUR	483,000.00	483,000.00	24,465.54	480,789.40	-2,210.60	0.46 %
705-1205-200004	COUNTY SER AREA 27	47,250.00	47,250.00	2,175.27	47,106.00	-144.00	0.30 %
705-1205-200007	TOWN OF FAIRFAX	239,250.00	239,250.00	11,773.40	236,665.00	-2,585.00	1.08 %
705-1205-200009	TOWN OF ROSS	60,750.00	60,750.00	3,032.40	60,648.00	-102.00	0.17 %
705-1205-200010	SLEEPY HOLLOW FIRE DIST	57,750.00	57,750.00	2,896.30	57,926.00	176.00	100.30 %
705-1205-200013	SAN ANSELMO	378,000.00	378,000.00	18,917.08	379,019.33	1,019.33	100.27 %
705-1207-103000	OTHER REVENUE	0.00	0.00	0.00	5,265.57	5,265.57	0.00 %
705-1207-103005	TRANSPORT BILLING	700,000.00	700,000.00	96,442.60	823,668.03	123,668.03	117.67 %
	Revenue Total:	2,148,200.00	2,148,200.00	171,845.72	2,275,486.31	127,286.31	5.93 %
Expense							
705-0046-000-003000	PART TIME	7,000.00	7,000.00	720.00	4,660.00	2,340.00	33.43 %
705-0046-001-012001	FINANCIAL & ADMINISTRATIVE SERVI...	47,865.00	47,865.00	17,933.50	47,323.00	542.00	1.13 %
705-0046-001-012003	ALS BACK UP	62,500.00	62,500.00	20,911.08	50,721.89	11,778.11	18.84 %
705-0046-001-012012	CONSULTANT	5,000.00	5,000.00	0.00	450.00	4,550.00	91.00 %
705-0046-001-012031	DEFIBRILLATORS	71,000.00	71,000.00	0.00	0.00	71,000.00	100.00 %
705-0046-001-012038	TRANSPORT BILLING FEES	45,000.00	45,000.00	7,196.60	46,991.37	-1,991.37	-4.43 %
705-0046-001-012039	PARCEL TAX TRANSFER TO CM	5,932.00	5,932.00	0.00	14,076.00	-8,144.00	-137.29 %
705-0046-001-016000	LEGAL SERVICES	2,000.00	2,000.00	0.00	0.00	2,000.00	100.00 %
705-0046-001-018000	COUNTY CONTRACT	1,434,179.00	1,434,179.00	717,089.72	1,434,179.44	-0.44	0.00 %
705-0046-002-021000	AUTOMOTIVE FUELS	8,000.00	8,000.00	0.00	4,995.79	3,004.21	37.55 %
705-0046-002-024000	PRINTED & PHOTOGRAPHIC	1,000.00	1,000.00	0.00	0.00	1,000.00	100.00 %
705-0046-002-026000	OFFICE SUPPLIES	200.00	200.00	0.00	27.10	172.90	86.45 %
705-0046-002-028002	ENGINE MEDIC PROGRAM - RVFD	199,000.00	199,000.00	46,555.00	186,220.00	12,780.00	6.42 %
705-0046-002-028003	ENGINE MEDIC PROGRAM - LARKSPUR	85,000.00	85,000.00	25,625.00	102,500.00	-17,500.00	-20.59 %
705-0046-002-028004	EMS TRAINING/SUPPLY REIMB	90,000.00	90,000.00	0.00	137,827.10	-47,827.10	-53.14 %
705-0046-002-028010	DISPOSABLE MEDICAL SUPPLIES	75,000.00	75,000.00	9,789.51	64,115.89	10,884.11	14.51 %
705-0046-004-040000	POSTAGE	800.00	800.00	90.78	105.33	694.67	86.83 %
705-0046-004-042003	MISC	1,000.00	1,000.00	0.00	0.00	1,000.00	100.00 %
705-0046-005-053000	AUTOMOTIVE EQUIPMENT REPAIRS	2,500.00	2,500.00	322.61	4,681.14	-2,181.14	-87.25 %
705-0046-006-064000	INSURANCE/MISC	4,080.00	4,080.00	0.00	4,060.00	20.00	0.49 %
705-0046-007-073008	TAX COLLECTION SERVICE	8,900.00	8,900.00	0.00	7,920.99	979.01	11.00 %
705-0046-007-074000	RENT	30,000.00	30,000.00	0.00	28,131.66	1,868.34	6.23 %
705-0046-008-087001	OTHER EQUIPMENT/BUILDING	2,000.00	2,000.00	74.45	861.90	1,138.10	56.91 %
705-0046-008-087008	OTHER EQUIPMENT	4,400.00	4,400.00	1,748.70	3,418.70	981.30	22.30 %
	Expense Total:	2,192,356.00	2,192,356.00	848,056.95	2,143,267.30	49,088.70	2.24 %
	Fund: 705 - ROSS VALLEY PARAMEDIC Surplus (Deficit):	-44,156.00	-44,156.00	-676,211.23	132,219.01	176,375.01	399.44 %
	Report Surplus (Deficit):	-44,156.00	-44,156.00	-676,211.23	132,219.01	176,375.01	399.44 %

Group Summary

Account Typ...	Original Total Budget	Current Total Budget	Period Activity	Fiscal Activity	Variance Favorable (Unfavorable)	Percent Remaining
Fund: 705 - ROSS VALLEY PARAMEDIC						
Revenue	2,148,200.00	2,148,200.00	171,845.72	2,275,486.31	127,286.31	5.93 %
Expense	2,192,356.00	2,192,356.00	848,056.95	2,143,267.30	49,088.70	2.24 %
Fund: 705 - ROSS VALLEY PARAMEDIC Surplus (Deficit):	-44,156.00	-44,156.00	-676,211.23	132,219.01	176,375.01	399.44 %
Report Surplus (Deficit):	-44,156.00	-44,156.00	-676,211.23	132,219.01	176,375.01	399.44 %

Fund Summary

Fund	Original Total Budget	Current Total Budget	Period Activity	Fiscal Activity	Variance Favorable (Unfavorable)
705 - ROSS VALLEY PARAMEDIC	-44,156.00	-44,156.00	-676,211.23	132,219.01	176,375.01
Report Surplus (Deficit):	-44,156.00	-44,156.00	-676,211.23	132,219.01	176,375.01

RVPA Staff Report

TO: RVPA Board

FROM: Jason Weber, Executive Officer

SUBJECT: Budget Planning / Parcel Assessment Renewal

MEETING DATE: December 7, 2017

BACKGROUND

RVPA has two general sources of primary revenue, ambulance transport fees and a parcel assessment. The parcel assessment will need to be placed on the ballot for the November 2018 election. To ensure the RVPA maintains in a solid financial position planning will need to occur before a recommendation and ultimate action can be taken by your Board.

DISCUSSION

A finance sub-committee was established to review RVPA's financial position and make recommendations. As the RVPA parcel assessment is typically four years and staff will need direction early in 2018 to make recommendations associated with any changes in fees.

STAFF RECOMMENDATION

Direct Executive Officer to work with Agency Fire Chiefs and Board Finance Sub-Committee to develop cost estimates for 2019-2023 and recommend actions related to RVPA Parcel Assessment.

RVPA Staff Report

TO: RVPA Board

FROM: Jason Weber, Executive Officer

SUBJECT: Replacement of Paramedic Transport Unit M18

MEETING DATE: December 7, 2017

BACKGROUND

The primary paramedic unit (M18) is nearing the end of its useful life. The unit was remounted several years ago and placed on a new chassis. More recently the unit was overhauled to repair significant cosmetic issues from extended wear and tear. Typically ambulances are only remounted one time before being retired as 911 units.

DISCUSSION

The ordering of emergency apparatus requires time to plan and work with vendors on specifications and cost estimates.

STAFF RECOMMENDATION

Direct Executive Officer to work with Agency Fire Chiefs, EMS Operations Chief to develop specifications, timeline and estimated costs with funding options to present to your Board in early 2018 to ensure a timely replacement of the current M18.

RVPA Staff Report

TO: RVPA Board
FROM: Jason Weber, Executive Officer
SUBJECT: Rotation of Board Chairs for 2018 Calendar Year
MEETING DATE: December 7, 2017

BACKGROUND

Each year, the RVPA board members rotate the assignments of chair and vice chair. The primary role of the chair is to preside over the monthly board meetings. The vice chair steps in if the chair cannot attend a meeting. The vice chair normally moves to the role of chair the following year.

DISCUSSION

Below is a summary of past Board chair assignments.

Partial history of the rotation of RVPA Chair:

Corte Madera (Dr. Bundy)	-	1998-99
San Anselmo (Janice Przybylski)	-	1999-00
County of Marin (Dennis Gilardi)	-	2000-01
Fairfax (Frank Egger)	-	2001-02
Sleepy Hollow (Frank Berto)	-	2002-03
Town of Ross (Mike Ridgway)	-	2003-04
Larkspur (Scott Shurtz)	-	2004-05
Corte Madera (Dr. Bundy)	-	2005-06
San Anselmo (Janice Przybylski)	-	2006-07
County of Marin (Dennis Gilardi)	-	2007-08
Town of Ross (Bruce Hart)	-	2008-09
Sleepy Hollow (Tom Finn)	-	2009-10 (through calendar year)
Fairfax (Larry Bragman)	-	2011
Kentfield (Bruce Corbet)	-	2012
Larkspur (Dan Hillmer)	-	2013
Corte Madera (Michael Lappert)	-	2014
San Anselmo (Janice Przybylski)	-	2015
County of Marin (Roger Meagor)	-	2016
Town of Ross (Bruce Hart)	-	2017

STAFF RECOMMENDATION:

That the Sleepy Hollow Fire District member moves to chair and that the Fairfax member assumes the role of vice chair for the 2018 calendar year.

M18 & M95 Call Statistics

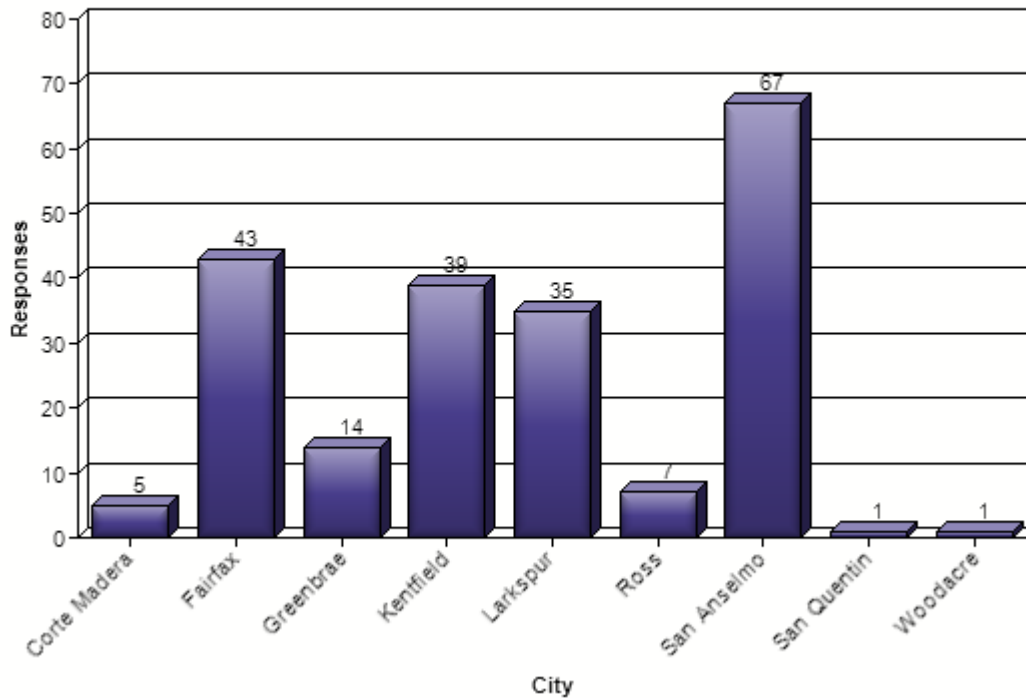
Date: July 1, 2017 to September 30, 2017



Level of Service

Level of Service	Number
Advanced Life Support	142
Basic Life Support	50

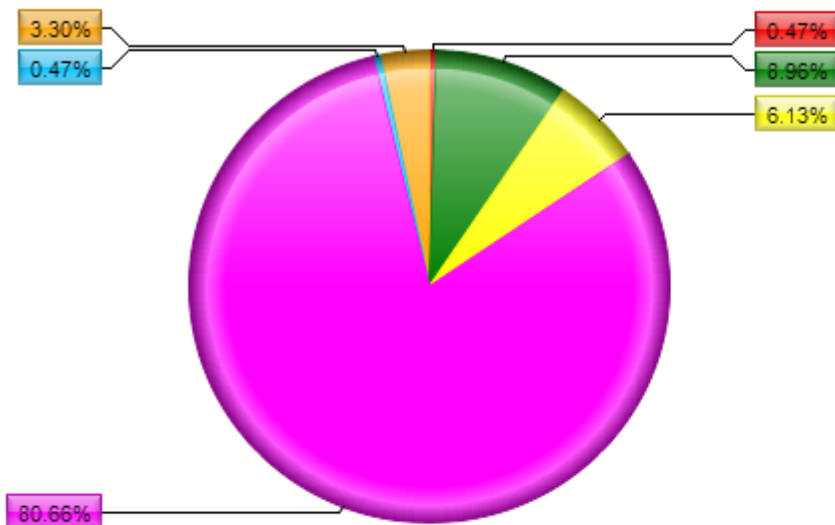
Responses by City



Disposition

Disposition	Number
Dead on Scene, No Transport	1
No treatment, No Transport	19
Transported Lights/Siren	13
Transported No Lights/Siren	171
Transported No Lights/Siren, Upgraded	1
Treatment, No Transport	7
	Total PCRs: 212

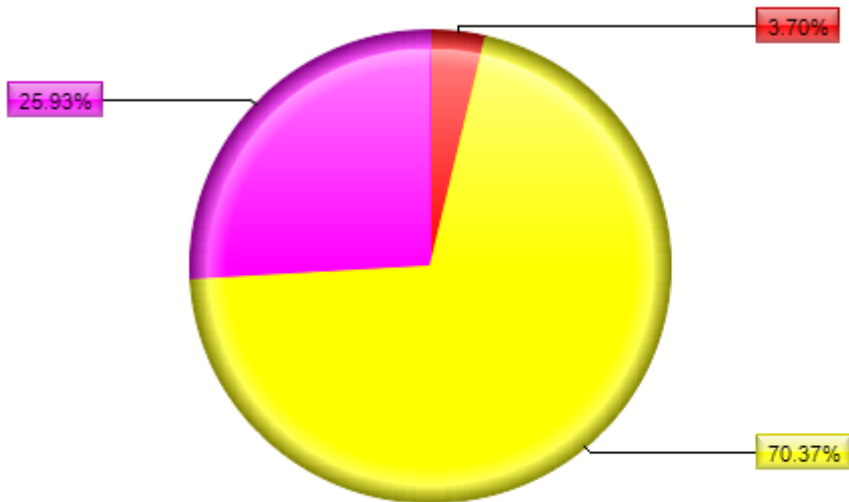
Dispositions



- Dead on Scene, No Transport
- No treatment, No Transport
- Transported Lights/Siren
- Transported No Lights/Siren

Non Transports	
Disposition	Number
Dead on Scene, No Transport	1
No treatment, No Transport	19
Treatment, No Transport	7
	Total Non Transports: 27

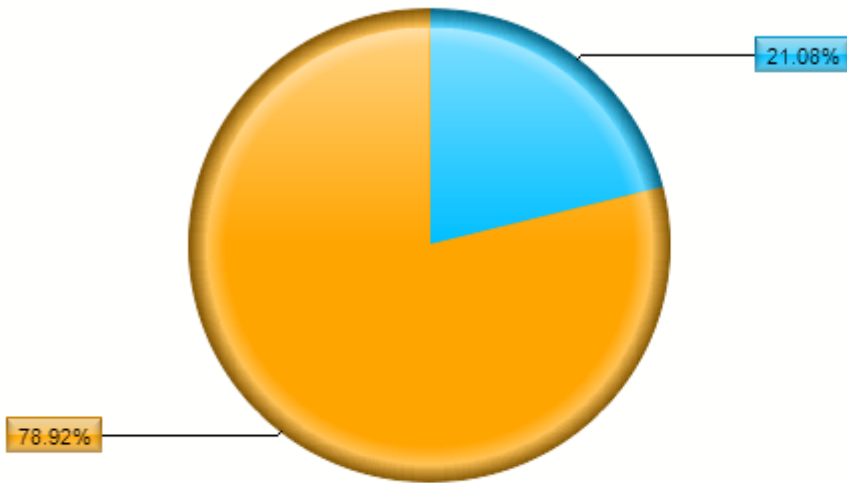
Non-Transport Dispositions



- Dead on Scene, No Transport
- No treatment, No Transport
- Treatment No Transport

Transports by Destination	
Facility	Number
Kaiser Terra Linda	39
Marin General Hospital	146
	Total Transports: 185

Transport by Destination



■ Kaiser Terra Linda
 ■ Marin General Hospital



Account Detail

Date Range: 09/01/2017 - 09/30/2017

Account	Name	Beginning Balance	Module Activity	Ending Balance			
Fund: 705 - ROSS VALLEY PARAMEDIC							
705-0046-000-003000	PART TIME	600.00	780.00	1,380.00			
Post Date	Packet Number	Source Transaction	Pmt Number	Description	Vendor	Project Account	Amount
09/19/2017	APPKT03591	09/07/2017	72246	RVPA - Board Stipend 09/07/2017	1465 - Corbet, Bruce		100.00
09/19/2017	APPKT03591	RVPA 09/07/2017	72260	RVPA - Board Stipend 09/07/2017	1590 - Hillmer, Dan		100.00
09/19/2017	APPKT03591	RVPA 09/07/2017	72259	RVPA - Board Stipend 09/07/2017	1186 - Hart, Bruce		100.00
09/19/2017	APPKT03591	RVPA 09/07/2017	72249	RVPA - Board Meeting Minutes 09/07/	1236 - DeFrancis, Toni		180.00
09/19/2017	APPKT03591	RVPA 09/07/2017	72256	RVPA - Board Meeting Minutes 09/07/2	1072 - Finn, Thomas J.		100.00
09/19/2017	APPKT03593	RVPA 09/07/2017	72279	RVPA - Board Meeting Stipend 09/07/2	5017 - Ravasio, Robert		100.00
09/19/2017	APPKT03593	RVPA 09/07/2017	72277	RVPA - Board Meeting Stipend 09/07/2	1688 - Przblyski, Janice		100.00
705-0046-001-012038	TRANSPORT BILLING FEES	0.00					8,398.82
Post Date	Packet Number	Source Transaction	Pmt Number	Description	Vendor	Project Account	Amount
09/22/2017	APPKT03601	1708247	72340	RVPA - Ambulance Billing AUG 2017	1162 - WITTMAN ENTERPRISES, LLC		8,398.82
705-0046-002-028004	EMS TRAINING/SUPPLY REIMB	0.00					11,587.00
Post Date	Packet Number	Source Transaction	Pmt Number	Description	Vendor	Project Account	Amount
09/05/2017	APPKT03561	2322	72209	RVPA - Training Supply Reimb FY2017/1	1071 - KENTFIELD FIRE PROTECTION DIST		11,587.00
705-0046-002-028010	DISPOSABLE MEDICAL SUPPLIES	8,103.69					11,746.14
Post Date	Packet Number	Source Transaction	Pmt Number	Description	Vendor	Project Account	Amount
09/19/2017	APPKT03591	82611841	72242	RVPA - Disposable Medical Supplies	4495 - Bound Tree RVPA		1,959.33
09/19/2017	APPKT03591	82614505	72242	RVPA - Disposable Medical Supplies	4495 - Bound Tree RVPA		79.60
09/19/2017	APPKT03591	82617650	72242	RVPA - Disposable Medical Supplies	4495 - Bound Tree RVPA		4,301.69
09/19/2017	APPKT03591	82620490	72242	RVPA - Disposable Medical Supplies	4495 - Bound Tree RVPA		110.97
09/19/2017	APPKT03591	9947679062	72237	RVPA - Oxygen Rental	1644 - AIRGAS USA, LLC		332.97
09/19/2017	APPKT03591	CREDT011979	72242	RVPA - Disposable Medical Supplies	4495 - Bound Tree RVPA		-30.00
09/19/2017	APPKT03593	117069817	72276	RVPA - Medical Supplies	1132 - PHYSIO-CONTROL INC		4,728.36
09/22/2017	APPKT03601	9947679063	72293	RVPA - Oxygen Rental	1644 - AIRGAS USA, LLC		263.22

Detail Report

Date Range: 09/01/2017 - 09/30/2017

Account	Name	Beginning Balance	Module Activity	Ending Balance			
705-0046-004-040000	POSTAGE	0.00	42.79	42.79			
Post Date	Packet Number	Source Transaction	Pmt Number	Description	Vendor	Project Account	Amount
09/21/2017	APPKT03600	5-931-23910	72303	RVPA - Shipping Charges	1700 - FEDEX		42.79
705-0046-005-053000	AUTOMOTIVE EQUIPMENT REPAIRS	8,747.87	3,740.00	12,487.87			
Post Date	Packet Number	Source Transaction	Pmt Number	Description	Vendor	Project Account	Amount
09/05/2017	APPKT03561	27880	72197	RVPA - Vehicle Graphics	1242 - DAVIS SIGN CO.		3,740.00
705-0046-008-087001	OTHER EQUIPMENT/BUILDING	148.90	74.45	223.35			
Post Date	Packet Number	Source Transaction	Pmt Number	Description	Vendor	Project Account	Amount
09/19/2017	APPKT03591	8155 30 005 0005735	72245	RVPA - Internet Services SEP 2017	4741 - Comcast - RVPA / Rescue 40		74.45
Total Fund: 705 - ROSS VALLEY PARAMEDIC:		Beginning Balance:	17,600.46	Module Activity:	36,369.20	Ending Balance:	53,969.66
Grand Totals:		Beginning Balance:	17,600.46	Module Activity:	36,369.20	Ending Balance:	53,969.66

Fund Summary

Fund	Beginning Balance	Module Activity	Ending Balance
705 - ROSS VALLEY PARAMEDIC	17,600.46	36,369.20	53,969.66
Grand Total:	17,600.46	36,369.20	53,969.66



City of Larkspur, CA



Account Detail

ate range: 10/01/2017 - 10/31/2017

Account	Name	Beginning Balance	Total Activity	Ending Balance				
Fund: 705 - ROSS VALLEY PARAMEDIC								
705-0046-001-012001	FINANCIAL & ADMINISTRATIVE SERVICES	9,796.50	3,700.00	13,496.50				
Post Date	Packet Number	Source Transaction	Pmt Number	Description	Vendor	Project Account	Amount	Running Balance
10/31/2017	APPKT03667	26213	72473	RVPA - Audit Services	1696 - MAZE & ASSOCIATES		3,700.00	13,496.50
705-0046-001-012003	ALS BACK UP	0.00	10,782.18	10,782.18				
Post Date	Packet Number	Source Transaction	Pmt Number	Description	Vendor	Project Account	Amount	Running Balance
10/30/2017	APPKT03667	CMFD JUL & AUG 201	72455	RVPA - Ambulance Billing JUL & AUG 20	1345 - Corte Madera Fire Department.		10,782.18	10,782.18
705-0046-002-024000	PRINTED & PHOTOGRAPHIC	0.00	225.00	225.00				
Post Date	Packet Number	Source Transaction	Pmt Number	Description	Vendor	Project Account	Amount	Running Balance
10/19/2017	APPKT03644	072716-1	72407	RVPA - EMS Prehospital Care Manuals	3208 - Marin Health & Human Services		225.00	225.00
705-0046-002-028010	DISPOSABLE MEDICAL SUPPLIES	19,849.83	6,720.35	26,570.18				
Post Date	Packet Number	Source Transaction	Pmt Number	Description	Vendor	Project Account	Amount	Running Balance
10/17/2017	APPKT03644	62222487	72392	RVPA - Disposable Medical Supplies	4495 - Bound Tree RVPA		152.75	20,002.58
10/17/2017	APPKT03644	62224937	72392	RVPA - Disposable Medical Supplies	4495 - Bound Tree RVPA		171.88	20,174.46
10/30/2017	APPKT03667	82646350	72451	RVPA - Disposable Medical Supplies	4495 - Bound Tree RVPA		5,491.93	25,666.39
10/30/2017	APPKT03667	82656502	72451	RVPA - Disposable Medical Supplies	4495 - Bound Tree RVPA		47.76	25,714.15
10/30/2017	APPKT03667	82657930	72451	RVPA - Disposable Medical Supplies	4495 - Bound Tree RVPA		278.59	25,992.74
10/30/2017	APPKT03667	9948385979	72447	RVPA - Oxygen Rental	1644 - AIRGAS USA, LLC		254.97	26,247.71
10/30/2017	APPKT03667	9948385980	72447	RVPA - Oxygen Rental	1644 - AIRGAS USA, LLC		322.47	26,570.18
705-0046-008-087001	OTHER EQUIPMENT/BUILDING	223.35	74.45	297.80				
Post Date	Packet Number	Source Transaction	Pmt Number	Description	Vendor	Project Account	Amount	Running Balance
10/12/2017	APPKT03631	8155300050000573509	72358	RVPA - Internet Services October 2017	4741 - Comcast - RVPA / Rescue 40		74.45	297.80
Total Fund: 705 - ROSS VALLEY PARAMEDIC:		Beginning Balance:	29,869.68	Total Activity:	21,501.98	Ending Balance:	51,371.66	
Grand Totals:		Beginning Balance:	29,869.68	Total Activity:	21,501.98	Ending Balance:	51,371.66	

Fund Summary

Fund	Beginning Balance	Total Activity	Ending Balance
705 - ROSS VALLEY PARAMEDIC	29,869.68	21,501.98	51,371.66
Grand Total:	29,869.68	21,501.98	51,371.66



City of Larkspur, CA



Account Detail

ate range: 11/01/2017 - 11/30/2017

Account	Name	Beginning Balance	Total Activity	Ending Balance				
Fund: 705 - ROSS VALLEY PARAMEDIC								
705-0046-001-012001	FINANCIAL & ADMINISTRATIVE SERVICES	13,496.50	4,000.00	17,496.50				
Post Date	Packet Number	Source Transaction	Pmt Number	Description	Vendor	Project Account	Amount	Running Balance
11/03/2017	APPKT03672	26497	72527	RVPA - Audit Services OCT 2017	1696 - MAZE & ASSOCIATES		4,000.00	17,496.50
705-0046-001-012031	DEFIBRILLATORS	0.00	27,725.11	27,725.11				
Post Date	Packet Number	Source Transaction	Pmt Number	Description	Vendor	Project Account	Amount	Running Balance
11/29/2017	APPKT03718	217003667	72667	RVPA - Defibrilators	1132 - PHYSIO-CONTROL INC		27,725.11	27,725.11
705-0046-001-012038	TRANSPORT BILLING FEES	8,398.82	9,066.83	17,465.65				
Post Date	Packet Number	Source Transaction	Pmt Number	Description	Vendor	Project Account	Amount	Running Balance
11/20/2017	APPKT03703	1710247	72615	RVPA - Ambulance Billing OCT 2017	1162 - WITTMAN ENTERPRISES, LLC		2,424.83	10,823.65
11/20/2017	APPKT03703	852	72608	RVPA - Transport Billing AUG 2017	1478 - Novato Fire District		2,124.00	12,947.65
11/20/2017	APPKT03703	853	72608	RVPA - Transport Billing SEP 2017	1478 - Novato Fire District		2,268.00	15,215.65
11/20/2017	APPKT03703	864	72608	RVPA - Transport Billing AUG 2017	1478 - Novato Fire District		2,250.00	17,465.65
705-0046-002-021000	AUTOMOTIVE FUELS	0.00	3,889.35	3,889.35				
Post Date	Packet Number	Source Transaction	Pmt Number	Description	Vendor	Project Account	Amount	Running Balance
11/29/2017	APPKT03718	2017-0002	72668	RVPA - Fuel Diesel 02/01 - 06/30 2017	1057 - Ross Valley Fire Department		264.97	264.97
11/29/2017	APPKT03718	2017-0002	72668	RVPA - Fuel Unleaded 02/01 - 06/30 20	1057 - Ross Valley Fire Department		3,624.38	3,889.35

Detail Report

Date Range: 11/01/2017 - 11/30/2017

Account		Name				Beginning Balance	Total Activity	Ending Balance
705-0046-002-028010		DISPOSABLE MEDICAL SUPPLIES				26,570.18	9,050.63	35,620.81
Post Date	Packet Number	Source Transaction	Pmt Number	Description	Vendor	Project Account	Amount	Running Balance
11/03/2017	APPKT03672	82660897	72501	RVPA - Disposable Medical Supplies	4495 - Bound Tree RVPA		78.88	26,649.06
11/03/2017	APPKT03672	95214263	72495	RVPA - Disposable Medical Supplies	2655 - Arrow International, Inc.		1,200.46	27,849.52
11/17/2017	APPKT03703	82677351	72601	RVPA - Disposable Medical Supplies	4495 - Bound Tree RVPA		2,289.73	30,139.25
11/17/2017	APPKT03703	82678757	72601	RVPA - Disposable Medical Supplies	4495 - Bound Tree RVPA		79.44	30,218.69
11/20/2017	APPKT03703	2267093M	72613	RVPA - 6500 PWRLOAD Comp Upgrade	2591 - Stryker		3,584.13	33,802.82
11/20/2017	APPKT03703	82680220	72601	RVPA - Disposable Medical Supplies	4495 - Bound Tree RVPA		282.37	34,085.19
11/20/2017	APPKT03703	82685749	72601	RVPA - Disposable Medical Supplies	4495 - Bound Tree RVPA		858.78	34,943.97
11/29/2017	APPKT03718	82692325	72663	RVPA - Disposable Medical Supplies	4495 - Bound Tree RVPA		80.65	35,024.62
11/30/2017	APPKT03703	9949093579	72600	RVPA - Oxygen Rental	1644 - AIRGAS USA, LLC		263.22	35,287.84
11/30/2017	APPKT03703	9949093580	72600	RVPA - Oxygen Rental	1644 - AIRGAS USA, LLC		332.97	35,620.81
705-0046-004-040000		POSTAGE				42.79	86.30	129.09
Post Date	Packet Number	Source Transaction	Pmt Number	Description	Vendor	Project Account	Amount	Running Balance
11/16/2017	APPKT03701	5-967-67488	72567	DPW - Shipping RVPA	1700 - FEDEX		43.20	85.99
11/29/2017	APPKT03718	5-996-97274	72665	RVPA - Shipping D. Henderson	1700 - FEDEX		43.10	129.09
705-0046-005-053000		AUTOMOTIVE EQUIPMENT REPAIRS				12,487.87	1,653.29	14,141.16
Post Date	Packet Number	Source Transaction	Pmt Number	Description	Vendor	Project Account	Amount	Running Balance
11/20/2017	APPKT03703	14704	72606	RVPA-LIC# 1438753 13 Ford Leader Am	5264 - Miracle Auto Painting		1,653.29	14,141.16
705-0046-007-074000		RENT				14,417.48	14,417.47	28,834.95
Post Date	Packet Number	Source Transaction	Pmt Number	Description	Vendor	Project Account	Amount	Running Balance
11/27/2017	APPKT03710	FY2017/18 Rent 2 of 2	72652	RVPA - Rent for Medic Unit FY2017/18 2	1057 - Ross Valley Fire Department		14,417.47	28,834.95
705-0046-008-087001		OTHER EQUIPMENT/BUILDING				297.80	74.45	372.25
Post Date	Packet Number	Source Transaction	Pmt Number	Description	Vendor	Project Account	Amount	Running Balance
11/29/2017	APPKT03718	8155 30 005 0005735	72664	RVPA - Internet NOV 2017	1013 - Comcast - LK FIRE		74.45	372.25
705-0046-008-087002		EQUIPMENT REPLACEMENT				187,144.41	58,542.58	245,686.99
Post Date	Packet Number	Source Transaction	Pmt Number	Description	Vendor	Project Account	Amount	Running Balance
11/20/2017	APPKT03703	117087197	72609	RVPA - LP15 Monitor/Defibrillator/CPR	1132 - PHYSIO-CONTROL INC		27,725.11	214,869.52
11/29/2017	APPKT03718	2275652M	72669	RVPA - Power Load w/ 1yr Parts, Labor,	2591 - Stryker		22,572.29	237,441.81
11/29/2017	APPKT03718	2280272M	72669	RVPA - 7 Year Protect Maint 10/23/17-1	2591 - Stryker		6,109.60	243,551.41
11/29/2017	APPKT03718	2287320M	72669	RVPA - EMS Upgrade Labor Charge OE 5	2591 - Stryker		335.58	243,886.99
11/29/2017	APPKT03718	675	72666	RVPA - Power Load Install 10/23/2017	5350 - KNB Fire		1,800.00	245,686.99
Total Fund: 705 - ROSS VALLEY PARAMEDIC:						Beginning Balance: 262,855.85	Total Activity: 128,506.01	Ending Balance: 391,361.86

Detail Report

Date Range: 11/01/2017 - 11/30/2017

Account	Name	Beginning Balance	Total Activity	Ending Balance
705-0046-008-087002	EQUIPMENT REPLACEMENT - Continued	187,144.41		245,686.99

Post Date	Packet Number	Source Transaction	Pmt Number	Description	Vendor	Project Account	Amount	Running Balance
Grand Totals:					Beginning Balance: 262,855.85	Total Activity: 128,506.01	Ending Balance: 391,361.86	

Fund Summary

Fund	Beginning Balance	Total Activity	Ending Balance
705 - ROSS VALLEY PARAMEDIC	262,855.85	128,506.01	391,361.86
Grand Total:	262,855.85	128,506.01	391,361.86

RVPA AUGUST 2017 DEPOSITS

<u>DATE</u>	<u>AMOUNT</u>	<u>DESCRIPTION</u>
8/1/2017	\$ -	NO DEPOSIT
8/2/2017	\$ -	NO DEPOSIT
8/3/2017	\$ -	NO DEPOSIT
8/4/2017	\$ -	NO DEPOSIT
8/7/2017	\$ -	NO DEPOSIT
8/8/2017	\$ -	NO DEPOSIT
8/9/2017	\$ -	NO DEPOSIT
8/10/2017	\$ -	NO DEPOSIT
8/11/2017	\$ -	NO DEPOSIT
8/14/2017	\$ -	NO DEPOSIT
8/15/2017	\$ -	NO DEPOSIT
8/16/2017	\$ -	NO DEPOSIT
8/17/2017	\$ -	NO DEPOSIT
8/18/2017	\$ -	NO DEPOSIT
8/21/2017	\$ -	NO DEPOSIT
8/22/2017	\$ -	NO DEPOSIT
8/23/2017	\$ -	NO DEPOSIT
8/24/2017	\$ -	NO DEPOSIT
8/25/2017	\$ -	NO DEPOSIT
8/28/2017	\$ -	NO DEPOSIT
8/29/2017	\$ -	NO DEPOSIT
8/30/2017	\$ -	NO DEPOSIT
8/31/2017	\$ -	NO DEPOSIT

TOTAL \$ -

REFUNDS \$ -

TOTAL \$ -

TOTAL CALLS	NON-BILLABLE CALLS	BILLABLE CALLS	RATE	AMOUNT DUE
189	71	118	\$18.00	<u>\$2,124.00</u>

BALANCED AND COMPLETE

RVPA AGING 2017

	August-17	September-17	October-17	November-17	December-17	January-18	TOTAL
BALANCE FORWARD	\$ -	\$ -	\$ -	\$ -	\$ -	\$ -	
NEW CHARGES	\$ 182,703.17	\$ -	\$ -	\$ -	\$ -	\$ -	\$ 182,703.17
REVENUE	\$ -	\$ -	\$ -	\$ -	\$ -	\$ -	\$ -
REFUNDS	\$ -	\$ -	\$ -	\$ -	\$ -	\$ -	\$ -
ADJUSTMENTS	\$ -	\$ -	\$ -	\$ -	\$ -	\$ -	\$ -
NEW BALANCE	\$ 182,703.17	\$ -	\$ -	\$ -	\$ -	\$ -	\$ -

Charge Summary

CHARGES RVPA

Summary By Charge Code - Code Description

ID	Description	QTY	QTY %	Charge Count	Charge Count %	Charges	Total Charges %
12	12 LEAD EKG	8	1.58	8	3.20	2280.00	1.25
3	3 LEAD EKG	16	3.16	16	6.40	2503.68	1.37
A	ALS	48	9.47	48	19.20	81102.72	44.39
ADS	ALS DISPOSABLE SUPPLIES	2	0.39	2	0.80	727.34	0.40
AM	ALS MILEAGE	265.9	52.44	74	29.60	10710.45	5.86
AN	ALS NIGHT	26	5.13	26	10.40	43930.64	24.04
B	BLS	20	3.94	20	8.00	22556.80	12.35
BDS	BLS DISPOSABLE SUPPLIES	2	0.39	2	0.80	607.34	0.33
BM	BLS MILEAGE	93.2	18.38	28	11.20	3754.08	2.05
BN	BLS NIGHT	8	1.58	8	3.20	9022.72	4.94
NT/A	NON-TRANSPORT - ALS	16	3.16	16	6.40	5200.00	2.85
O	OXYGEN	2	0.39	2	0.80	307.40	0.17
Totals For All		507.1		250		182703.17	

Charge Schedule/Event Summary
CHARGES RVPA

Schedule	Event ID	Description	Calls	Calls %	Charges	Charges %
Schedule	CAIDP	MEDI-CAL PAPER CLAIMS	18	100.00	28272.43	100.00
	G	MEDICAID CLAIM SENT	18		28272.43	
Schedule	CARE	MEDICARE ELECTRONIC 5010	28	100.00	43447.47	100.00
	NONE	NO BILL SENT YET	28		43447.47	
Schedule	INS	PPAY NEED INFORMATION	35	100.00	49696.29	100.00
	INS	INSURANCE NEEDED	35		49696.29	
Schedule	INSU	INS PAPER CLAIMS	2	5.41	4509.55	7.36
	INS1	INSURANCE 1500 PRINTED	35	94.59	56777.43	92.64
			37		61286.98	
Totals For All			118		182703.17	

RVPA SEPTEMBER 2017 DEPOSITS

<u>DATE</u>	<u>AMOUNT</u>	<u>DESCRIPTION</u>
9/1/2017	\$ -	NO DEPOSIT
9/4/2017	\$ -	NO DEPOSIT
9/5/2017	\$ -	NO DEPOSIT
9/6/2017	\$ -	NO DEPOSIT
9/7/2017	\$ -	NO DEPOSIT
9/8/2017	\$ -	NO DEPOSIT
9/11/2017	\$ -	NO DEPOSIT
9/12/2017	\$ -	NO DEPOSIT
9/13/2017	\$ -	NO DEPOSIT
9/14/2017	\$ -	NO DEPOSIT
9/15/2017	\$ -	NO DEPOSIT
9/18/2017	\$ -	NO DEPOSIT
9/19/2017	\$ -	NO DEPOSIT
9/20/2017	\$ -	NO DEPOSIT
9/21/2017	\$ -	NO DEPOSIT
9/22/2017	\$ -	NO DEPOSIT
9/25/2017	\$ 760.76	\$760.76 FOR WITTMAN
9/26/2017	\$ -	NO DEPOSIT
9/27/2017	\$ -	NO DEPOSIT
9/28/2017	\$ -	NO DEPOSIT
9/29/2017	\$ 831.63	\$831.63 FOR WITTMAN

TOTAL \$ 1,592.39

WITTMAN \$ 760.76

WITTMAN \$ 831.63

TOTAL \$ (0.00)

TOTAL CALLS	NON-BILLABLE CALLS	BILLABLE CALLS	RATE	AMOUNT DUE
193	67	126	\$18.00	<u>\$2,268.00</u>

BALANCED AND COMPLETE

RVPA AGING 2017

	August-17	September-17	October-17	November-17	December-17	January-18	TOTAL
BALANCE FORWARD	\$ -	\$ 182,703.17	\$ -	\$ -	\$ -	\$ -	
NEW CHARGES	\$ 182,703.17	\$ 226,491.73	\$ -	\$ -	\$ -	\$ -	\$ 409,194.90
REVENUE	\$ -	\$ -	\$ -	\$ -	\$ -	\$ -	\$ -
REFUNDS	\$ -	\$ -	\$ -	\$ -	\$ -	\$ -	\$ -
ADJUSTMENTS	\$ -	\$ -	\$ -	\$ -	\$ -	\$ -	\$ -
NEW BALANCE	\$ 182,703.17	\$ 409,194.90	\$ -	\$ -	\$ -	\$ -	

Aging Summary AGING SUMMARY RVPA

Report As Of October 30, 2017

		Grouped By Payor on Call - Code Description								
ID	Description	Calls	Current	31 to 60	61 to 90	91 to 120	121 to 150	151 to 180	Over 180	Total
7	AETNA - PPO	2	0.00	1862.84	1858.20	0.00	0.00	0.00	0.00	3721.04
PP	Bill Patient	53	0.00	50890.69	24769.84	0.00	0.00	0.00	0.00	75660.53
BCAP	BLUE CROSS - ANTHEM PPO	7	0.00	10893.54	1584.57	0.00	0.00	0.00	0.00	12478.11
BCOUT	BLUE CROSS - OUT OF STATE	2	0.00	3171.95	0.00	0.00	0.00	0.00	0.00	3171.95
BSPPO	BLUE SHIELD/PPO	4	0.00	6431.46	1866.26	0.00	0.00	0.00	0.00	8297.72
CHN	CHN	1	0.00	2085.53	0.00	0.00	0.00	0.00	0.00	2085.53
56	CIGNA - PPO	3	0.00	5664.08	0.00	0.00	0.00	0.00	0.00	5664.08
275	CORRECTCARE INTEGRATED HEA	1	0.00	1762.14	0.00	0.00	0.00	0.00	0.00	1762.14
135	HEALTHPLAN OF SAN MATEO	1	0.00	2200.84	0.00	0.00	0.00	0.00	0.00	2200.84
K	KAISER	11	0.00	10595.57	13260.54	0.00	0.00	0.00	0.00	23856.11
KM	KAISER - MEDI-CAL	1	2116.00	0.00	0.00	0.00	0.00	0.00	0.00	2116.00
KS	KAISER SENIOR ADVANTAGE	17	0.00	28871.12	1754.94	0.00	0.00	0.00	0.00	30626.06
354	KENTFIELD REHAB	1	0.00	1354.04	0.00	0.00	0.00	0.00	0.00	1354.04
MEDI	MEDI-CAL	2	1858.82	0.00	149.04	0.00	0.00	0.00	0.00	2007.86
CARE	MEDICARE	78	0.00	64915.71	59838.67	0.00	0.00	0.00	0.00	124754.38
PHP	PARTNERSHIP HEALTH PLANS	8	0.00	13307.24	1580.55	0.00	0.00	0.00	0.00	14887.79
SSVA	SSVANON-VA CARE	1	0.00	0.00	1899.10	0.00	0.00	0.00	0.00	1899.10
452	UNITED HEALTHCARE - MEDICARE	3	0.00	4684.34	0.00	0.00	0.00	0.00	0.00	4684.34
18	UNITED HEALTHCARE - PPO	5	0.00	8826.53	2289.20	0.00	0.00	0.00	0.00	11115.73
Totals		201	3974.82	217517.62	110850.91	0.00	0.00	0.00	0.00	332343.35

Aging Schedule/Event Summary

AGING SUMMARY RVPA

Report As Of October 30, 2017

Event ID	Description	Calls	Current	31 to 60	61 to 90	91 to 120	121 to 150	151 to 180	Over 180	Total
Schedule: CAIDP MEDI-CAL PAPER CLAIMS										
NONE	NO BILL SENT YET	1	0.00	2085.53	0.00	0.00	0.00	0.00	0.00	2085.53
G	MEDICAID CLAIM SENT	10	1858.82	15508.08	149.04	0.00	0.00	0.00	0.00	17515.94
H	FOLLOW UP WITH MEDICAID	1	0.00	0.00	1580.55	0.00	0.00	0.00	0.00	1580.55
12			1858.82	17593.61	1729.59	0.00	0.00	0.00	0.00	21182.02
Schedule: CARE MEDICARE ELECTRONIC 5010										
NONE	NO BILL SENT YET	78	0.00	64915.71	59838.67	0.00	0.00	0.00	0.00	124754.38
78			0.00	64915.71	59838.67	0.00	0.00	0.00	0.00	124754.38
Schedule: D PPAY INS PAID										
NONE	NO BILL SENT YET	1	0.00	982.24	0.00	0.00	0.00	0.00	0.00	982.24
INPD	INSURANCE PAID - BAL DUE	4	0.00	0.00	1093.68	0.00	0.00	0.00	0.00	1093.68
5			0.00	982.24	1093.68	0.00	0.00	0.00	0.00	2075.92
Schedule: INS PPAY NEED INFORMATION										
INS	INSURANCE NEEDED	26	0.00	41216.54	3978.18	0.00	0.00	0.00	0.00	45194.72
INS-2	INSURANCE NEEDED 2	22	0.00	8691.91	19697.98	0.00	0.00	0.00	0.00	28389.89
48			0.00	49908.45	23676.16	0.00	0.00	0.00	0.00	73584.61
Schedule: INSU INS PAPER CLAIMS										
NONE	NO BILL SENT YET	6	0.00	8899.65	3889.51	0.00	0.00	0.00	0.00	12789.16
INS1	INSURANCE 1500 PRINTED	52	2116.00	75217.96	20623.30	0.00	0.00	0.00	0.00	97957.26
58			2116.00	84117.61	24512.81	0.00	0.00	0.00	0.00	110746.42

Charge Summary

CHARGES RVPA

Summary By Charge Code - Code Description

<u>ID</u>	<u>Description</u>	<u>QTY</u>	<u>QTY %</u>	<u>Charge Count</u>	<u>Charge Count %</u>	<u>Charges</u>	<u>Total Charges %</u>
12	12 LEAD EKG	19	2.86	19	6.40	5415.00	2.39
3	3 LEAD EKG	18	2.71	18	6.06	2816.64	1.24
A	ALS	64	9.63	64	21.55	108136.96	47.74
A2	ALS 2	2	0.30	2	0.67	3379.28	1.49
ADS	ALS DISPOSABLE SUPPLIES	11	1.65	11	3.70	4000.37	1.77
AM	ALS MILEAGE	405.6	61.00	101	34.01	16337.55	7.21
AN	ALS NIGHT	35	5.26	35	11.78	59137.40	26.11
B	BLS	14	2.11	14	4.71	15789.76	6.97
BM	BLS MILEAGE	81.3	12.23	18	6.06	3274.77	1.45
BN	BLS NIGHT	5	0.75	5	1.68	5639.20	2.49
NT/A	NON-TRANSPORT - ALS	6	0.90	6	2.02	1950.00	0.86
O	OXYGEN	4	0.60	4	1.35	614.80	0.27
Totals For All		664.9		297		226491.73	

Charge Schedule/Event Summary

CHARGES RVPA

Schedule	Event ID	Description	Calls	Calls %	Charges	Charges %
Schedule	CAIDP	MEDI-CAL PAPER CLAIMS				
	NONE	NO BILL SENT YET	1	10.00	2085.53	10.72
	G	MEDICAID CLAIM SENT	9	90.00	17366.90	89.28
			10		19452.43	
Schedule	CARE	MEDICARE ELECTRONIC 5010				
	NONE	NO BILL SENT YET	40	100.00	64915.71	100.00
			40		64915.71	
Schedule	D	PPAY INS PAID				
	NONE	NO BILL SENT YET	1	100.00	1433.97	100.00
			1		1433.97	
Schedule	INS	PPAY NEED INFORMATION				
	INS	INSURANCE NEEDED	23	82.14	41216.54	82.58
	INS-2	INSURANCE NEEDED 2	5	17.86	8691.91	17.42
			28		49908.45	
Schedule	INSU	INS PAPER CLAIMS				
	NONE	NO BILL SENT YET	4	9.09	8899.65	10.53
	INS1	INSURANCE 1500 PRINTED	40	90.91	75595.98	89.47
			44		84495.63	
Schedule	PDF	PAID IN FULL				
	P	ZERO BALANCE CALLS	3	100.00	6285.54	100.00
			3		6285.54	
			126		226491.73	

Totals For All

RVPA OCTOBER 2017 DEPOSITS

<u>DATE</u>	<u>AMOUNT</u>	<u>DESCRIPTION</u>
10/2/2017	\$ 408.11	\$408.11 FOR WITTMAN
10/3/2017	\$ -	NO DEPOSIT
10/4/2017	\$ -	NO DEPOSIT
10/5/2017	\$ 4,837.36	\$121.15 FOR WITTMAN
10/6/2017	\$ 3,962.35	
10/9/2017	\$ -	NO DEPOSIT
10/10/2017	\$ 3,390.99	\$347.47 FOR WITTMAN
10/11/2017	\$ -	NO DEPOSIT
10/12/2017	\$ 592.44	\$592.44 FOR WITTMAN
10/13/2017	\$ -	NO DEPOSIT
10/16/2017	\$ 1,470.94	
10/17/2017	\$ 403.53	\$403.53 FOR WITTMAN
10/18/2017	\$ -	NO DEPOSIT
10/19/2017	\$ 2,651.53	\$2651.53 FOR WITTMAN
10/20/2017	\$ 16,192.79	\$169.33 FOR WITTMAN
10/23/2017	\$ 4,626.44	\$109.21 FOR WITTMAN
10/24/2017	\$ -	NO DEPOSIT
10/25/2017	\$ -	NO DEPOSIT
10/26/2017	\$ -	NO DEPOSIT
10/27/2017	\$ -	NO DEPOSIT
10/30/2017	\$ 8,547.38	\$345.23 FOR WITTMAN
10/31/2017	\$ -	NO DEPOSIT

TOTAL \$ 47,083.86

WITTMAN \$ 5,148.00
WITTMAN \$ -

TOTAL \$ 41,935.86

TOTAL CALLS	NON-BILLABLE CALLS	BILLABLE CALLS	RATE	AMOUNT DUE
157	33	125	\$18.00	<u>\$2,250.00</u>
		1 PCR from September added to total		

BALANCED AND COMPLETE

RVPA AGING 2017

	August-17	September-17	October-17	November-17	December-17	January-18	TOTAL
BALANCE FORWARD	\$ -	\$ 182,703.17	\$ 409,194.90	\$ -	\$ -	\$ -	
NEW CHARGES	\$ 182,703.17	\$ 226,491.73	\$ 221,227.60	\$ -	\$ -	\$ -	\$ 630,422.50
REVENUE	\$ -	\$ -	\$ 41,935.86	\$ -	\$ -	\$ -	\$ 41,935.86
REFUNDS	\$ -	\$ -	\$ -	\$ -	\$ -	\$ -	\$ -
ADJUSTMENTS	\$ -	\$ -	\$ 46,241.23	\$ -	\$ -	\$ -	\$ 46,241.23
NEW BALANCE	\$ 182,703.17	\$ 409,194.90	\$ 542,245.41	\$ -	\$ -	\$ -	

Aging Summary

AGING SUMMARY RVPA

Report As Of November 09, 2017

Grouped By Payor on Call - Code Description

ID	Description	Calls	Current	31 to 60	61 to 90	91 to 120	121 to 150	151 to 180	Over 180	Total
7	AETNA - PPO	1	0.00	1842.70	0.00	0.00	0.00	0.00	0.00	1842.70
PP	Bill Patient	86	54960.86	38258.13	32062.15	6406.92	0.00	0.00	0.00	131688.06
BCAP	BLUE CROSS - ANTHEM PPO	7	0.00	4634.91	6258.63	1584.57	0.00	0.00	0.00	12478.11
BCOUT	BLUE CROSS - OUT OF STATE	3	1918.62	0.00	3171.95	0.00	0.00	0.00	0.00	5090.57
BSPPO	BLUE SHIELD/PPO	9	7862.89	6431.46	1866.26	0.00	0.00	0.00	0.00	16160.61
CHN	CHN	1	0.00	2085.53	0.00	0.00	0.00	0.00	0.00	2085.53
56	CIGNA - PPO	2	0.00	3653.18	0.00	0.00	0.00	0.00	0.00	3653.18
275	CORRECTCARE INTEGRATED HEA	1	0.00	0.00	1762.14	0.00	0.00	0.00	0.00	1762.14
135	HEALTHPLAN OF SAN MATEO	1	0.00	2200.84	0.00	0.00	0.00	0.00	0.00	2200.84
HUMANA	HUMANA CLAIMS	1	0.00	1798.40	0.00	0.00	0.00	0.00	0.00	1798.40
K	KAISER	14	8728.72	8327.66	14330.84	0.00	0.00	0.00	0.00	31387.22
KM	KAISER - MEDI-CAL	1	0.00	2116.00	0.00	0.00	0.00	0.00	0.00	2116.00
KS	KAISER SENIOR ADVANTAGE	38	22365.78	40689.21	2268.68	1429.94	0.00	0.00	0.00	66753.61
354	KENTFIELD REHAB	1	0.00	1354.04	0.00	0.00	0.00	0.00	0.00	1354.04
MEDI	MEDI-CAL	7	8366.94	2048.14	0.00	149.04	0.00	0.00	0.00	10564.12
CARE	MEDICARE	111	28442.13	73400.42	58374.61	22526.91	0.00	0.00	0.00	182744.07
397	MERITAIN HEALTHARA - WEALTHF	1	0.00	0.00	1858.20	0.00	0.00	0.00	0.00	1858.20
PHP	PARTNERSHIP HEALTH PLANS	17	12135.34	16381.52	3780.76	0.00	0.00	0.00	0.00	32297.62
SSVA	SSVANON-VA CARE	2	1915.21	0.00	1899.10	0.00	0.00	0.00	0.00	3814.31
452	UNITED HEALTHCARE - MEDICARE	6	3572.62	4660.18	1180.20	0.00	0.00	0.00	0.00	9413.00
18	UNITED HEALTHCARE - PPO	8	5579.74	2499.43	8616.30	0.00	0.00	0.00	0.00	16695.47
38	VA NORTHERN CA HEALTH CARE	1	0.00	1915.21	0.00	0.00	0.00	0.00	0.00	1915.21
WF	WAKEFIELD	1	0.00	2246.04	0.00	0.00	0.00	0.00	0.00	2246.04
Totals		320	155848.85	216543.00	137429.82	32097.38	0.00	0.00	0.00	541919.05

Aging Schedule/Event Summary

AGING SUMMARY RVPA

Report As Of November 09, 2017

Event ID	Description	Calls	Current	31 to 60	61 to 90	91 to 120	121 to 150	151 to 180	Over 180	Total
Schedule: CAIDP MEDI-CAL PAPER CLAIMS										
NONE	NO BILL SENT YET	5	2103.54	5307.71	0.00	0.00	0.00	0.00	0.00	7411.25
G	MEDICAID CLAIM SENT	16	18398.74	13194.09	0.00	149.04	0.00	0.00	0.00	31741.87
H	FOLLOW UP WITH MEDICAID	5	0.00	4214.23	3780.76	0.00	0.00	0.00	0.00	7994.99
26			20502.28	22716.03	3780.76	149.04	0.00	0.00	0.00	47148.11
Schedule: CARE MEDICARE ELECTRONIC-5010										
NONE	NO BILL SENT YET	4	5205.87	1911.18	0.00	0.00	0.00	0.00	0.00	7117.05
E	MEDICARE ECM CLAIM SENT	107	23236.26	71489.24	58374.61	22526.91	0.00	0.00	0.00	175627.02
111			28442.13	73400.42	58374.61	22526.91	0.00	0.00	0.00	182744.07
Schedule: D PPAY INS PAID										
INPD	INSURANCE PAID - BAL DUE	5	0.00	0.00	1496.42	285.00	0.00	0.00	0.00	1781.42
5			0.00	0.00	1496.42	285.00	0.00	0.00	0.00	1781.42
Schedule: INS PPAY NEED INFORMATION										
NONE	NO BILL SENT YET	2	0.00	3524.28	0.00	0.00	0.00	0.00	0.00	3524.28
INS	INSURANCE NEEDED	45	54556.36	22506.82	2216.04	0.00	0.00	0.00	0.00	79279.22
INS-2	INSURANCE NEEDED 2	33	0.00	12227.03	28349.69	6121.92	0.00	0.00	0.00	46698.64
80			54556.36	38258.13	30565.73	6121.92	0.00	0.00	0.00	129502.14
Schedule: INSU INS PAPER CLAIMS										
NONE	NO BILL SENT YET	39	38277.19	30867.84	4163.14	1584.57	0.00	0.00	0.00	74892.74
INS1	INSURANCE 1500 PRINTED	55	13666.39	49054.54	35748.93	1429.94	0.00	0.00	0.00	99899.80
INS2	INSURANCE FOLLOW UP BILL TC	1	0.00	0.00	1866.26	0.00	0.00	0.00	0.00	1866.26
95			51943.58	79922.38	41778.33	3014.51	0.00	0.00	0.00	176658.80
Schedule: IPP PPAY INS PAID PATIENT										
IPP1	1ST NOTICE TO PATIENT	1	0.00	0.00	1433.97	0.00	0.00	0.00	0.00	1433.97
1			0.00	0.00	1433.97	0.00	0.00	0.00	0.00	1433.97

Aging Schedule/Event Summary

AGING SUMMARY RVPA

Report As Of November 09, 2017

Event ID	Description	Calls	Current	31 to 60	61 to 90	91 to 120	121 to 150	151 to 180	Over 180	Total
Schedule: RES *COLLECTION AGENCY - RESOLVE										
REFER	REFER TO COLLECTIONS	1	0.00	2246.04	0.00	0.00	0.00	0.00	0.00	2246.04
		<u>1</u>	<u>0.00</u>	<u>2246.04</u>	<u>0.00</u>	<u>0.00</u>	<u>0.00</u>	<u>0.00</u>	<u>0.00</u>	<u>2246.04</u>
Schedule: TIME PPAY TIME PAY										
M	MAKING PAYMENTS	1	404.50	0.00	0.00	0.00	0.00	0.00	0.00	404.50
		<u>1</u>	<u>404.50</u>	<u>0.00</u>	<u>0.00</u>	<u>0.00</u>	<u>0.00</u>	<u>0.00</u>	<u>0.00</u>	<u>404.50</u>
Totals		<u>320</u>	<u>155848.85</u>	<u>216543.00</u>	<u>137429.82</u>	<u>32097.38</u>	<u>0.00</u>	<u>0.00</u>	<u>0.00</u>	<u>541919.05</u>

Charge Summary

CHARGES RVPA

Summary By Charge Code - Code Description

ID	Description	QTY	QTY %	Charge Count	Charge Count %	Charges	Total Charges %
12	12 LEAD EKG	5	0.70	5	1.82	1425.00	0.64
3	3 LEAD EKG	18	2.53	18	6.57	2816.64	1.27
A	ALS	67	9.43	67	24.45	113205.88	51.17
A2	ALS 2	4	0.56	4	1.46	6758.56	3.06
ADS	ALS DISPOSABLE SUPPLIES	11	1.55	11	4.01	4000.37	1.81
AM	ALS MILEAGE	515.1	72.47	103	37.59	20748.18	9.38
AN	ALS NIGHT	32	4.50	32	11.68	54068.48	24.44
B	BLS	9	1.27	9	3.28	10150.56	4.59
BM	BLS MILEAGE	35.7	5.02	11	4.01	1438.01	0.65
BN	BLS NIGHT	3	0.42	3	1.09	3383.52	1.53
NT/A	NON-TRANSPORT - ALS	9	1.27	9	3.28	2925.00	1.32
O	OXYGEN	2	0.28	2	0.73	307.40	0.14
Totals For All		710.8		274		221227.60	

Charge Schedule/Event Summary

CHARGES RVPA

Schedule	Event ID	Description	Calls	Calls %	Charges	Charges %
	CAIDP	MEDI-CAL PAPER CLAIMS				
	NONE	NO BILL SENT YET	3	23.08	4572.71	18.30
	G	MEDICAID CLAIM SENT	10	76.92	20413.66	81.70
			-----		24986.37	
			13			
Schedule	CARE	MEDICARE ELECTRONIC 5010				
	NONE	NO BILL SENT YET	4	13.33	7117.05	13.57
	E	MEDICARE ECM CLAIM SENT	26	86.67	45337.46	86.43
			-----		52454.51	
			30			
Schedule	INS	PPAY NEED INFORMATION				
	NONE	NO BILL SENT YET	1	2.70	1762.14	2.68
	INS	INSURANCE NEEDED	36	97.30	63992.80	97.32
			-----		65754.94	
			37			
Schedule	INSU	INS PAPER CLAIMS				
	NONE	NO BILL SENT YET	30	68.18	56378.71	72.25
	INS1	INSURANCE 1500 PRINTED	14	31.82	21653.07	27.75
			-----		78031.78	
			44			
			-----		221227.60	
			124			

Totals For All

Credit Summary

Summary By Credit Code - Code Description

CREDITS RVPA

<u>ID</u>	<u>Description</u>	<u>Credits</u>	<u>QTY %</u>	<u>Amount</u>	<u>Amount %</u>
27	ADJUSTMENT-INSURANCE	6	5.17	754.44	0.86
14	ADJUSTMENT-MEDICAID	18	15.52	25333.17	28.73
13	ADJUSTMENT-MEDICARE	9	7.76	11512.22	13.06
47	CLAIM DENIED BY INSURANCE	5	4.31	0.00	0.00
41	CLAIM DENIED BY MEDICAID	1	0.86	0.00	0.00
3	PAYMENT-INSURANCE PRIMARY	27	23.28	34232.96	38.82
2	PAYMENT-MEDICAID	17	14.66	2199.69	2.49
1	PAYMENT-MEDICARE	9	7.76	3692.73	4.19
5	PAYMENT-PRIVATE	1	0.86	1810.48	2.05
RRA	RVPA RESIDENT ADJUSTMENT	23	19.83	8641.40	9.80
				116	88177.09

Totals For All

Credit Schedule/Event Summary

CREDITS RVPA

<u>Schedule</u>	<u>Event ID</u>	<u>Description</u>	<u>Calls</u>	<u>%</u>	<u>Amount</u>	<u>%</u>
CAIDP		MEDI-CAL PAPER CLAIMS				
	NONE	NO BILL SENT YET	1	33.33	1127.84	50.00
	G	MEDICAID CLAIM SENT	2	66.67	1127.84	50.00

			3		2255.68	
CARE		MEDICARE ELECTRONIC 5010				
	E	MEDICARE ECM CLAIM SENT	1	100.00	1810.48	100.00

			1		1810.48	
D		PPAY INS PAID				
	INPD	INSURANCE PAID - BAL DUE	5	100.00	7133.28	100.00

			5		7133.28	
INS		PPAY NEED INFORMATION				
	INS	INSURANCE NEEDED	1	100.00	0.00	0.00

			1		0.00	
INSU		INS PAPER CLAIMS				
	NONE	NO BILL SENT YET	2	100.00	0.00	0.00

			2		0.00	
PDF		PAID IN FULL				
	P	ZERO BALANCE CALLS	47	100.00	75043.18	100.00

			47		75043.18	
TIME		PPAY TIME PAY				
	M	MAKING PAYMENTS	1	100.00	1934.47	100.00

			1		1934.47	

Credit Schedule/Event Summary

CREDITS RVPA

<u>Schedule</u>	<u>Event ID</u>	<u>Description</u>	<u>Calls</u>	<u>%</u>	<u>Amount</u>	<u>%</u>
Totals For All			60		88177.09	